

The `polyomino` package

Polyominoes using `TikZ` and `LATEX3`

Matthias Floré

Version 1.0 (2024/08/01)

Abstract

This package is based on the package `tikz` (see [1]) and can be used to draw polyominoes. It is possible to define custom styles, pics and grids.

Contents

1 Usage	1
2 The command <code>\polyomino</code>	1
3 Keys	2
References	4
Index	5
A The source code	6
A.1 Variables and variants	6
A.2 Pgfkeys	7
A.3 The command <code>\polyomino</code>	8

1 Usage

The package `polyomino` can be used by putting the following in the preamble.

```
\usepackage{polyomino}
```

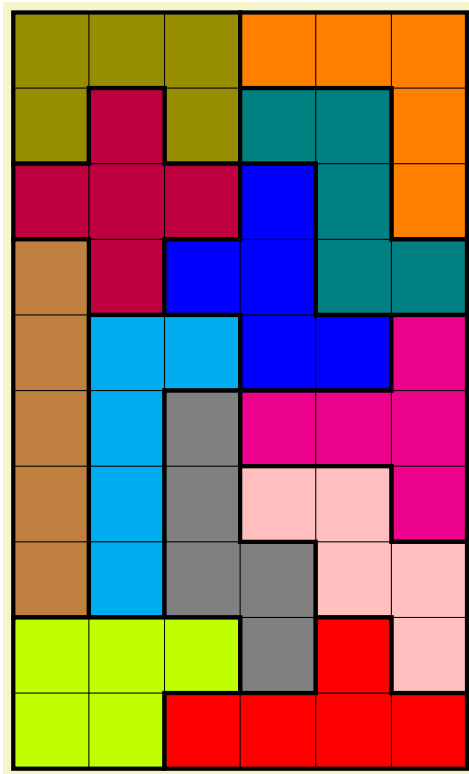
The package `polyomino` loads the package `tikz`.

2 The command `\polyomino`

`\polyomino` [*options*] {*polyomino specification*}

This command can be placed inside a `tikzpicture` environment. The *polyomino specification* is a token list. Spaces in this list are ignored. With the initial settings, a `,` starts a new row. Otherwise each element in this list corresponds to a cell. An element can consist of multiple characters by surrounding it with braces. The *options* can be given with the keys described in Section 3.



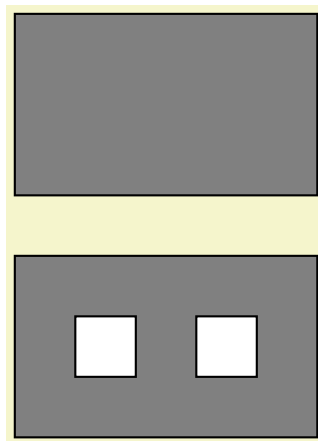


```

\pgfkeys{
  /polyomino,
  p={F}{style={blue,draw=black,ultra thick}},
  p={I}{style={brown,draw=black,ultra thick}},
  p={L}{style={cyan,draw=black,ultra thick}},
  p={N}{style={gray,draw=black,ultra thick}},
  p={P}{style={lime,draw=black,ultra thick}},
  p={T}{style={magenta,draw=black,ultra thick}},
  p={U}{style={olive,draw=black,ultra thick}},
  p={V}{style={orange,draw=black,ultra thick}},
  p={W}{style={pink,draw=black,ultra thick}},
  p={X}{style={purple,draw=black,ultra thick}},
  p={Y}{style={red,draw=black,ultra thick}},
  p={Z}{style={teal,draw=black,ultra thick}}
}
\begin{tikzpicture}
\polyomino[
  grid
]{
  UUUVVV,
  UXUZZV,
  XXXFZV,
  IXFFZZ,
  ILLFFT,
  ILNTTT,
  ILNWWT,
  ILNNWW,
  PPPNYW,
  PYYYYY
}
\end{tikzpicture}

```

The algorithm constructs the border of each polyomino. It does not consider holes determined by empty cells. Although it does detect a cell inside a polyomino which has a different style. This is illustrated in the example below.



```

\begin{tikzpicture}[scale=0.8]
\polyomino[
  p={a}{style={gray,draw=black,thick}}
]{
  aaaaa,
  a.a.a,
  aaaaa
}
\polyomino[
  at={(0,-4)},
  p={a}{style={gray,draw=black,thick}},
  p={*}{style={white,draw=black,thick}}
]{
  aaaaa,
  a*a*a,
  aaaaa
}
\end{tikzpicture}

```

3 Keys

The keys in this Section can be given as *options* to the command `\polyomino`.

There are two key families: `/polyomino` and `/polyomino/p_2`. The key family `/polyomino` is intended for usage in documents whereas `/polyomino/p_2` is not. In the key family `/polyomino`, also keys from the key family `/polyomino/p_2` will be looked up. The second argument from the key `p` only accepts keys from the key family `/polyomino/p_2`.

`/polyomino/at={point}` (no default, initially (0,0))

This key defines the bottom left coordinate of the polyomino.

`/polyomino/p_2/connected` (no value)



This key sets the `pic` type (which is activated by the key `pic`) to false. This is the initial setting.

`/polyomino/p_2/discrete` (no value)

This key sets the `pic` type (which is activated by the key `pic`) to true.

`/polyomino/empty cell={⟨token list⟩}` (no default, initially .)

A cell corresponding to the `⟨token list⟩` in the `⟨polyomino specification⟩` will be left empty.

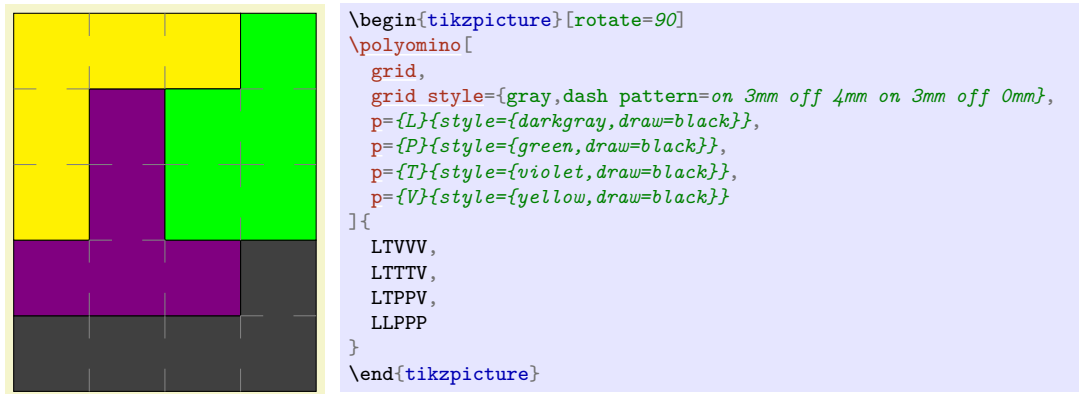
A cell corresponding to the empty token list will always be left empty.

`/polyomino/grid=⟨boolean⟩` (default true, initially false)

If true then a grid is drawn. The grid does not apply to borders of polyominoes. The style of this grid is determined by the key `grid style`. A grid does not apply to a cell with a `pic`.

`/polyomino/grid style={⟨options⟩}` (style, no default, initially empty)

This key determines the style of the grid.

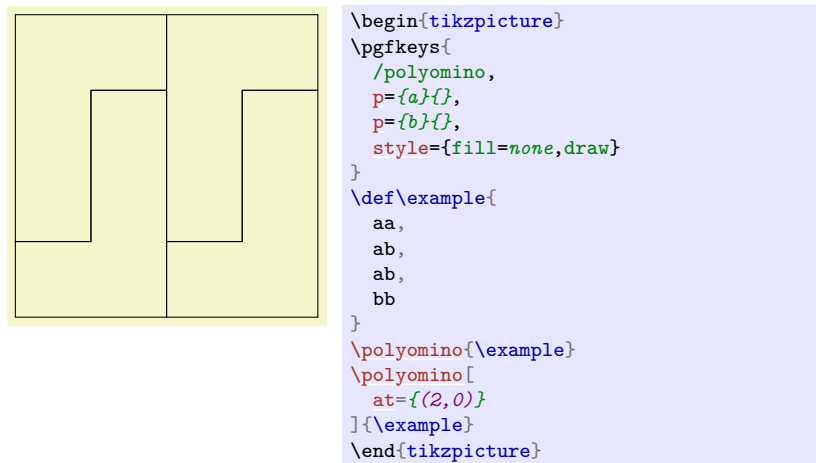


`/polyomino/p_2/p={⟨name⟩}{⟨options⟩}` (style, no default, initially empty)

This key determines the style of the polyomino with `⟨name⟩` in the `⟨polyomino specification⟩`.

The `⟨options⟩` only accept keys from the key family `/polyomino/p_2`.

In the example below, the polyominoes have the same shape but are differentiated by using different names.

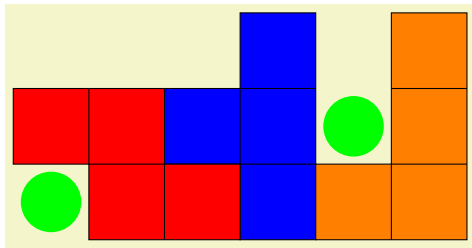


`/polyomino/p_2/pic={⟨code⟩}` (no default)

The `⟨code⟩` defines the `pic` which is used for each cell of the polyomino.

A grid does not apply to a cell with a `pic`.

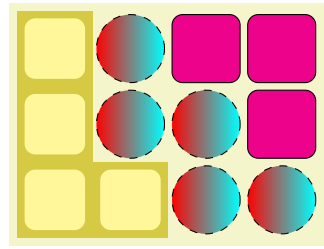




```

\begin{tikzpicture}
\polyomino[
  empty cell=*,
  grid,
  p={a}{style={red,draw=black}},
  p={b}{style={blue,draw=black}},
  p={c}{style={orange,draw=black}},
  p={circle}{pic={\fill[green] (0,0) circle[radius=0.4];}},
  row sep=;
]{
  {} * * b {} c ;
  a a b b {circle} c ;
  {circle} a a b c c
}
\end{tikzpicture}

```



```

\begin{tikzpicture}
\polyomino[
  p={circle}{
    pic={\path[pic actions] (0,0) circle[radius=0.45];},
    style={right color=cyan,left color=red,draw,dashed}
  },
  p={L}{
    pic={
      \fill[yellow!80!black] (-0.5,-0.5) rectangle +(1,1);
      \fill[yellow!50,rounded corners] (-0.4,-0.4) rectangle +(0.8,0.8);
    }
  },
  p={square}{
    pic={\path[pic actions] (-0.45,-0.45) rectangle +(0.9,0.9);},
    style={fill=magenta,draw,rounded corners}
  }
]{
  L {circle} {square} {square} ,
  L {circle} {circle} {square} ,
  L L {circle} {circle}
}
\end{tikzpicture}

```

`/polyomino/row sep={token list}` (no default, initially ,)

The `<token list>` in the `<polyomino specification>` will start a new row.

`/polyomino/p_2/style={options}` (style, no default, initially empty)

This key determines the style of the polyomino.

References

[1] Till Tantau, *The TikZ and PGF Packages*, Manual for version 3.1.10, <https://ctan.org/pkg/pgf>, 2023.



Index

at key, 2

connected key, 2

discrete key, 3

empty cell key, 3

grid key, 3

grid style key, 3

p key, 3

pic key, 3

\polyomino, 1

/polyomino/

at, 2

empty cell, 3

grid, 3

grid style, 3

p_2/

connected, 2

discrete, 3

p, 3

pic, 3

style, 4

row sep, 4

row sep key, 4

style key, 4



A The source code

```
%% polyomino.sty
%% Copyright 2024 Matthias Floré
%
% This work may be distributed and/or modified under the
% conditions of the LaTeX Project Public License, either version 1.3c
% of this license or (at your option) any later version.
% The latest version of this license is in
% http://www.latex-project.org/lppl.txt
% and version 1.3c or later is part of all distributions of LaTeX
% version 2005/12/01 or later.
%
% This work has the LPPL maintenance status `maintained'.
%
% The Current Maintainer of this work is Matthias Floré.
%
% This work consists of the files polyomino.pdf, polyomino.sty,
% polyomino.tex and README.md.
\NeedsTeXFormat{LaTeX2e}
\RequirePackage{tikz}
\ProvidesExplPackage{polyomino}{2024/08/01}{1.0}{Polyominoes using TikZ and LaTeX3}
```

A.1 Variables and variants

```
\bool_new:N \l__polyomino_grid_bool
\bool_new:N \l__polyomino_pic_bool

\int_new:N \l__polyomino_col_int
\int_new:N \l__polyomino_dir_int
\int_new:N \l__polyomino_max_int
\int_new:N \l__polyomino_row_int
\int_new:N \l__polyomino_x_int
\int_new:N \l__polyomino_y_int

\seq_new:N \l__polyomino_add_seq
\seq_new:N \l__polyomino_cols_seq
```

```

\tl_new:N \l__polyomino_path_tl
\tl_new:N \l__polyomino_pic_tl

\cs_generate_variant:Nn \tl_map_inline:nn { en }

```

A.2 Pgfkeys

```

\pgfkeys
{
  / polyomino /. is~family ,
  / polyomino /. search~also = / polyomino / p_2 ,
  / polyomino ,
  at /. initial = { ( 0 , 0 ) } ,
  empty~cell /. initial = . ,
  grid /. code = \bool_set:Nn \l__polyomino_grid_bool { \cs:w c_#1_bool \cs_end: } ,
  grid /. default = true ,
  grid = false ,
  grid~style /. style = { grid_style /. style = {#1} } ,
  grid_style /. style = {} ,
  row~sep /. initial = { , } ,
}

```

```

\pgfkeys
{%a separate key family so that the second argument of the key p only accepts keys which apply to a separate polyomino
  / polyomino / p_2 /. is~family ,
  / polyomino / p_2 ,
  connected /. code = \bool_set_false:N \l__polyomino_pic_bool ,
  connected /. value~forbidden ,
  discrete /. code = \bool_set_true:N \l__polyomino_pic_bool ,
  discrete /. value~forbidden ,
  p /. style~2~args = { #1__style /. style = {#2} } ,%2 underscores to avoid the same name as for example the key style_style
  pic /. code =
  {
    \bool_set_true:N \l__polyomino_pic_bool
    \tl_set:Nn \l__polyomino_pic_tl {#1}
  } ,
  style /. style = { style_style /. style = {#1} } ,
}

```

```

style_style /. style = {} ,
}

```

A.3 The command `\polyomino`

```

\NewDocumentCommand \polyomino { 0 {} m }
{
  {%note the double braces {{...}} so that the contents is in a group and in particular, \pgfkeys is applied locally
  \pgfkeys { / polyomino , #1 }
  \int_zero:N \l__polyomino_col_int
  \int_set:Nn \l__polyomino_row_int { 1 }
  \seq_clear:N \l__polyomino_cols_seq
  \tl_map_inline:en {#2}
  %it is convenient that this ignores spaces in #2
  %e argument specifier for the case that #2 is given by a command or contains a command
  {
    \tl_if_eq:neTF {##1} { \pgfkeysvalueof { / polyomino / row~sep } }
    {
      \seq_put_right:NV \l__polyomino_cols_seq \l__polyomino_col_int
      \int_incr:N \l__polyomino_row_int
      \int_zero:N \l__polyomino_col_int
    }
    {
      \int_incr:N \l__polyomino_col_int
      \tl_clear_new:c { l__polyomino_\int_use:N \l__polyomino_row_int _\int_use:N \l__polyomino_col_int _tl }
      \tl_if_eq:neF {##1} { \pgfkeysvalueof { / polyomino / empty~cell } }
      { \tl_set:cn { l__polyomino_\int_use:N \l__polyomino_row_int _\int_use:N \l__polyomino_col_int _tl } {##1} }
      \tl_gclear_new:c { g__polyomino_\int_use:N \l__polyomino_row_int _\int_use:N \l__polyomino_col_int _tl }
    }
  }
  \seq_put_right:NV \l__polyomino_cols_seq \l__polyomino_col_int
  \int_set:Nn \l__polyomino_max_int { \fp_eval:n { max ( \seq_use:Nn \l__polyomino_cols_seq { , } ) } }
  \seq_map_indexed_inline:Nn \l__polyomino_cols_seq
  {
    \tl_clear_new:c { l__polyomino_##1_0_tl }
    \int_step_inline:nnn { ##2 + 1 } { \l__polyomino_max_int + 1 }
    { \tl_clear_new:c { l__polyomino_##1_####1_tl } }
  }
}

```



```

\int_step_inline:nnn { 0 } { \l__polyomino_max_int + 1 }
{
  \tl_clear_new:c { l__polyomino_0_##1_tl }
  \tl_clear_new:c { l__polyomino_\int_eval:n { \l__polyomino_row_int + 1 }_##1_tl }
}
\pgfkeys
{
  / tikz ,
  shift /. expanded = { \pgfkeysvalueof { / polyomino / at } } ,
  shift = { ( 0 , \seq_count:N \l__polyomino_cols_seq ) }
}
\seq_map_indexed_inline:Nn \l__polyomino_cols_seq
{
  \int_step_inline:nn {##2}
  {
    \tl_if_empty:cF { l__polyomino_##1_####1_tl }
    {
      {%note the double braces {{...}} so that \pgfkeys is applied locally
      \pgfkeys { / polyomino / p_2 , \cs:w l__polyomino_##1_####1_tl \cs_end: __style }
      \bool_if:NTF \l__polyomino_pic_bool
      { \pic [ / polyomino / p_2 / style_style ] at ( ####1 - 0.5 , 0.5 - ##1 ) { code = { \l__polyomino_pic_tl } } ; }
      {
        \seq_clear:N \l__polyomino_add_seq
        \tl_if_eq:ccF { l__polyomino_##1_####1_tl } { l__polyomino_##1_\int_eval:n { ####1 - 1 }_tl }
        {
          \tl_if_empty:cT { g__polyomino_##1_####1_tl }
          {
            \int_set:Nn \l__polyomino_dir_int { 1 }
            \int_set:Nn \l__polyomino_col_int {####1}
            \int_set:Nn \l__polyomino_row_int {##1}
            \int_set:Nn \l__polyomino_x_int {####1}
            \int_set:Nn \l__polyomino_y_int { 1 - ##1 }
            \tl_build_begin:N \l__polyomino_path_tl
            \fp_do_until:nn { ####1 - 1 = \l__polyomino_x_int && 1 - ##1 = \l__polyomino_y_int }
            {
              %concerning \tl_build_put_right:Ne \l__polyomino_path_tl,
              %for example (0,0)--(0,1)--(0,2) results in a larger file size than (0,0)--(0,2)
              \tl_if_eq:ccTF
              { l__polyomino_##1_####1_tl }
            }
          }
        }
      }
    }
  }
}

```

```

{
  l__polyomino
  _\int_eval:n
  { \l__polyomino_row_int + \clist_item:nn { 0 , 1 , 0 , -1 } { \l__polyomino_dir_int } }
  _\int_eval:n
  { \l__polyomino_col_int + \clist_item:nn { 1 , 0 , -1 , 0 } { \l__polyomino_dir_int } }
  _tl
}
{
  \tl_if_eq:ccTF
  { l__polyomino_##1_####1_tl }
  {
    l__polyomino
    _\int_eval:n
    { \l__polyomino_row_int + \clist_item:nn { -1 , 1 , 1 , -1 } { \l__polyomino_dir_int } }
    _\int_eval:n
    { \l__polyomino_col_int + \clist_item:nn { 1 , 1 , -1 , -1 } { \l__polyomino_dir_int } }
    _tl
  }
}
{
  \tl_build_put_right:Ne \l__polyomino_path_tl
  { -- ( \int_use:N \l__polyomino_x_int , \int_use:N \l__polyomino_y_int ) }
  \int_add:Nn \l__polyomino_row_int
  { \clist_item:nn { -1 , 1 , 1 , -1 } { \l__polyomino_dir_int } }
  \int_add:Nn \l__polyomino_col_int
  { \clist_item:nn { 1 , 1 , -1 , -1 } { \l__polyomino_dir_int } }
  \int_compare:nNnTF { \l__polyomino_dir_int } = { 1 }
  { \int_set:Nn \l__polyomino_dir_int { 4 } }
  { \int_decr:N \l__polyomino_dir_int }
}
{
  \int_add:Nn \l__polyomino_row_int
  { \clist_item:nn { 0 , 1 , 0 , -1 } { \l__polyomino_dir_int } }
  \int_add:Nn \l__polyomino_col_int
  { \clist_item:nn { 1 , 0 , -1 , 0 } { \l__polyomino_dir_int } }
}
\tl_if_empty:cTF
{ g__polyomino_\int_use:N \l__polyomino_row_int _\int_use:N \l__polyomino_col_int _tl }
{

```

```

\seq_put_right:Ne \l__polyomino_add_seq
  { \int_use:N \l__polyomino_row_int _\int_use:N \l__polyomino_col_int }
}
{
\bool_set_true:N \l__polyomino_pic_bool
\int_set:Nn \l__polyomino_x_int { #####1 - 1 }
\int_set:Nn \l__polyomino_y_int { 1 - ##1 }
}
}
{
\tl_build_put_right:Ne \l__polyomino_path_tl
  { -- ( \int_use:N \l__polyomino_x_int , \int_use:N \l__polyomino_y_int ) }
\int_compare:nNnTF { \l__polyomino_dir_int } = { 4 }
  { \int_set:Nn \l__polyomino_dir_int { 1 } }
  { \int_incr:N \l__polyomino_dir_int }
}
\bool_if:NF \l__polyomino_pic_bool
{
\int_add:Nn \l__polyomino_x_int { \clist_item:nn { 1 , 0 , -1 , 0 } { \l__polyomino_dir_int } }
\int_add:Nn \l__polyomino_y_int { \clist_item:nn { 0 , -1 , 0 , 1 } { \l__polyomino_dir_int } }
}
}
\tl_build_end:N \l__polyomino_path_tl
\bool_if:NF \l__polyomino_pic_bool
  { \fill [ / polyomino / p_2 / style_style ] ( #####1 - 1 , 1 - ##1 ) \l__polyomino_path_tl -- cycle ; }
}
}
\tl_gset:cn { g__polyomino_##1_#####1_tl } { c }
\seq_map_inline:Nn \l__polyomino_add_seq
  { \tl_gset:cn { g__polyomino_#####1_tl } { c } }
}
}
}
}
\bool_if:NT \l__polyomino_grid_bool
{
\int_step_inline:mn { \seq_count:N \l__polyomino_cols_seq - 1 }
  {

```

```

\int_zero:N \l__polyomino_col_int
\int_zero:N \l__polyomino_x_int
\int_set:Nn \l__polyomino_y_int
  { \int_min:nn { \seq_item:Nn \l__polyomino_cols_seq {##1} } { \seq_item:Nn \l__polyomino_cols_seq { ##1 + 1 } } }
\int_while_do:nNnn { \l__polyomino_x_int } < { \l__polyomino_y_int }
  {
    \bool_do_while:nn
    {
      \tl_if_eq_p:cc
      { l__polyomino_##1\_int_use:N \l__polyomino_x_int _tl }
      { l__polyomino\_int_eval:n { ##1 + 1 }\_int_use:N \l__polyomino_x_int _tl }
      &&
      ! \tl_if_empty_p:c { g__polyomino_##1\_int_use:N \l__polyomino_x_int _tl }
      &&
      \int_compare_p:nNn { \l__polyomino_x_int } < { \l__polyomino_y_int + 1 }
    }
    { \int_incr:N \l__polyomino_x_int }
    \int_compare:nNnT { \l__polyomino_x_int } > { \l__polyomino_col_int + 1 }
    {
      \draw [ / polyomino / grid_style ]
      ( \int_use:N \l__polyomino_col_int , -##1 ) -- ( \int_use:N \l__polyomino_x_int - 1 , -##1 ) ;
    }
    \int_set_eq:NN \l__polyomino_col_int \l__polyomino_x_int
  }
}
\int_set:Nn \l__polyomino_x_int { \seq_count:N \l__polyomino_cols_seq }
\int_step_inline:nn { \l__polyomino_max_int - 1 }
  {
    \int_zero:N \l__polyomino_row_int
    \int_zero:N \l__polyomino_y_int
    \int_while_do:nNnn { \l__polyomino_y_int } < { \l__polyomino_x_int }
    {
      \bool_do_while:nn
      {
        \tl_if_eq_p:cc
        { l__polyomino\_int_use:N \l__polyomino_y_int _##1_tl }
        { l__polyomino\_int_use:N \l__polyomino_y_int _\int_eval:n { ##1 + 1 }_tl }
        &&
        ! \tl_if_empty_p:c { g__polyomino\_int_use:N \l__polyomino_y_int _##1_tl }
      }
    }
  }

```

```
&&
\int_compare_p:nNn { \l__polyomino_y_int } < { \l__polyomino_x_int + 1 }
&&
\int_compare_p:nNn {##1} < { \seq_item:Nn \l__polyomino_cols_seq { \l__polyomino_y_int } + 0 }
}
{ \int_incr:N \l__polyomino_y_int }
\int_compare:nNnT { \l__polyomino_y_int } > { \l__polyomino_row_int + 1 }
{
\draw [ / polyomino / grid_style ]
( ##1 , -\int_use:N \l__polyomino_row_int ) -- ( ##1 , 1 - \int_use:N \l__polyomino_y_int ) ;
}
\int_set_eq:NN \l__polyomino_row_int \l__polyomino_y_int
}
}
}
}
```

\endinput